


Choosing Expansion I/O Modules

Analog I/O Modules (continued)

Analog Combo I/O Modules



Analog Combo I/O Modules			
Part Number	Analog Input Type	Analog Output Type	External Power Required
CO-4AD2DA-1	4 channel, current (0-20 mA), 13 bit	2 channel, current sourcing (4-20 mA), 12 bit	24 VDC
CO-4AD2DA-2	4 channel, voltage (0-10 V), 13 bit	4 channel, voltage (0-10 V), 12 bit	24 VDC

General Specifications For All CLICK PLC Products

These general specifications apply to all CLICK PLCs, optional I/O modules, and optional power supply products. Please refer to the appropriate I/O temperature derating charts under both the PLC and I/O module specifications to determine best operating conditions based on the ambient temperature of your particular application.

General Specifications	
Power Input Voltage Range	20-28 VDC
Maximum Power Consumption	5 W (No 5 V use from communication port)
Maximum Inrush Current	30 A (less than 1ms)
Acceptable External Power Drop	Max 10 ms
Operating Temperature	Analog, analog combo I/O modules only: 32°F to 140°F (0°C to 60°C); All other modules: 32°F to 131°F (0°C to 55°C), IEC 60068-2-14 (Test Nb, Thermal Shock)
Storage Temperature	-4°F to 158°F (-20°C to 70°C) IEC 60068-2-1 (Test Ab, Cold) IEC 60068-2-2 (Test Bb, Dry Heat) IEC 60068-2-14 (Test Na, Thermal Shock)
Ambient Humidity	30% to 95% relative humidity (non-condensing)
Environmental Air	No corrosive gases. Environmental pollution level is 2 (UL840)
Vibration	MIL STD 810C, Method 514.2, EC60068-2-6 JIS C60068-2-6 (Sine wave vibration test)
Shock	MIL STD 810C, Method 516.2, IEC60068-2-27, JIS C60068-2-27
Noise Immunity	Comply with NEMA ICS3-304. Impulse noise 1µs, 1000V EN61000-4-2 (ESD), EN61000-4-3 (RFI), EN61000-4-4 (FTB) EN61000-4-5 (Surge), EN61000-4-6 (Conducted) EN61000-4-8 (Power frequency magnetic field immunity) RFI: No interference measured at 150 and 450 MHz (5w/15cm)
Emissions	EN55011:1998 Class A
Agency Approvals	UL508 (File No. E157382, E316037); CE (EN61131-2)
Other	RoHS

CLICK Specifications

PLC Unit Specifications

Basic, Standard and Analog PLC Unit Specifications			
	Basic PLC	Standard PLC	Analog PLC
Control Method	Stored Program/Cyclic execution method	Stored Program/Cyclic execution method	Stored Program/Cyclic execution method
I/O Numbering System	Fixed in Decimal	Fixed in Decimal	Fixed in Decimal
Ladder Memory (steps)	8000	8000	8000
Total Data Memory (words)	8000	8000	8000
Contact Execution (boolean)	< 0.6us	< 0.6us	< 0.6us
Typical Scan (1k boolean)	1-2 ms	1-2 ms	1-2 ms
RLL Ladder Style Programming	Yes	Yes	Yes
Run Time Edits	No	No	No
Scan	Variable / fixed	Variable / fixed	Variable / fixed
CLICK Programming Software for Windows	Yes	Yes	Yes
Built-in Communication Ports	Yes (two RS-232 ports)	Yes (two RS-232 ports and one RS-485 port)	Yes (two RS-232 ports and one RS-485 port)
FLASH Memory	Standard on PLC	Standard on PLC	Standard on PLC
Built-in Discrete I/O points	8 inputs, 6 outputs	8 inputs, 6 outputs	4 inputs, 4 outputs
Built-in Analog I/O Channels	No	No	2 inputs, 2 outputs
Number of Instructions Available	21	21	21
Control Relays	2000	2000	2000
System Control Relays	1000	1000	1000
Timers	500	500	500
Counters	250	250	250
Interrupt	Yes (external: 8 / timed: 4)	Yes (external: 8 / timed: 4)	Yes (external: 4 / timed: 4)
Subroutines	Yes	Yes	Yes
For/Next Loops	Yes	Yes	Yes
Math (Integer and Hex)	Yes	Yes	Yes
Drum Sequencer Instruction	Yes	Yes	Yes
Internal Diagnostics	Yes	Yes	Yes
Password Security	Yes	Yes	Yes
System Error Log	Yes	Yes	Yes
User Error Log	No	No	No
Memory Backup	Super Capacitor	Super Capacitor + Battery	Super Capacitor + Battery
Battery Backup	No	Yes (battery sold separately; part # D2-BAT-1)	Yes (battery sold separately; part # D2-BAT-1)
Calendar/Clock	No	Yes	Yes
I/O Terminal Block Replacement	ADC p/n C0-16TB	ADC p/n C0-16TB	ADC p/n C0-16TB
Communication Port & Terminal Block Replacement	N/A	ADC p/n C0-3TB	ADC p/n C0-3TB
24 VDC Power Terminal Block Replacement	ADC p/n C0-4TB	ADC p/n C0-4TB	ADC p/n C0-4TB

CLICK Specifications

PLC Units Specifications (continued)



Ethernet Basic and Standard PLC Unit Specifications		
	Ethernet Basic PLC	Ethernet Standard PLC
Control Method	Stored Program/Cyclic execution method	Stored Program/Cyclic execution method
I/O Numbering System	Fixed in Decimal	Fixed in Decimal
Ladder Memory (steps)	8000	8000
Total Data Memory (words)	8000	8000
Contact Execution (boolean)	< 0.2us	< 0.2us
Typical Scan (1k boolean)	< 1ms	< 1ms
RLL Ladder Style Programming	Yes	Yes
Run Time Edits	Yes	Yes
Scan	Variable / fixed	Variable / fixed
CLICK Programming Software for Windows	Yes	Yes
Built-in Communication Ports	Yes (one Ethernet port and one RS-232 port)	Yes (one Ethernet port, one RS-232 port and one RS-485 port)
FLASH Memory	Standard on PLC	Standard on PLC
Built-in Discrete I/O points	8 inputs, 6 outputs	8 inputs, 6 outputs
Built-in Analog I/O Channels	No	No
Number of Instructions Available	21	21
Control Relays	2000	2000
System Control Relays	1000	1000
Timers	500	500
Counters	250	250
Interrupt	Yes (external: 8 / timed: 4)	Yes (external: 8 / timed: 4)
Subroutines	Yes	Yes
For/Next Loops	Yes	Yes
Math (Integer and Hex)	Yes	Yes
Drum Sequencer Instruction	Yes	Yes
Internal Diagnostics	Yes	Yes
Password Security	Yes	Yes
System Error Log	Yes	Yes
User Error Log	No	No
Memory Backup	Super Capacitor + Battery	Super Capacitor + Battery
Battery Backup	Yes (battery part # D2-BAT-1)	Yes (battery part # D2-BAT-1)
Calendar/Clock	Yes	Yes
I/O Terminal Block Replacement	ADC p/n C0-16TB	ADC p/n C0-16TB
Communication Port & Terminal Block Replacement	N/A	ADC p/n C0-3TB
24 VDC Power Terminal Block Replacement	ADC p/n C0-4TB	ADC p/n C0-4TB

CLICK Specifications

PLC Features



Basic PLCs

Standard PLCs



Analog PLCs


**Bottom of PLC
(Same on all models)**



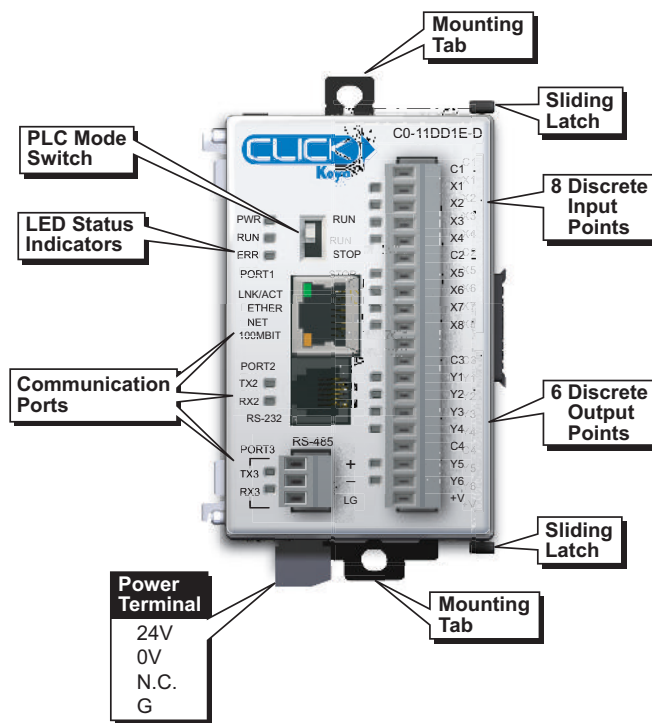
CLICK Specifications

PLC Features (continued)

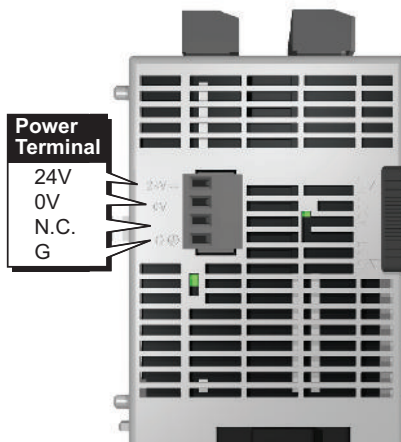
Ethernet Basic PLCs



Ethernet Standard PLCs

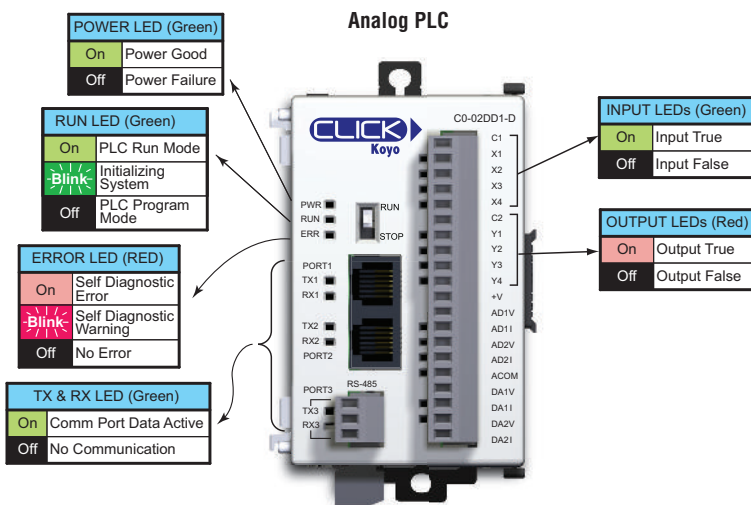




**Bottom of Ethernet PLC
(Same on all models)**





CLICK Specifications

PLC LED Status Indicators



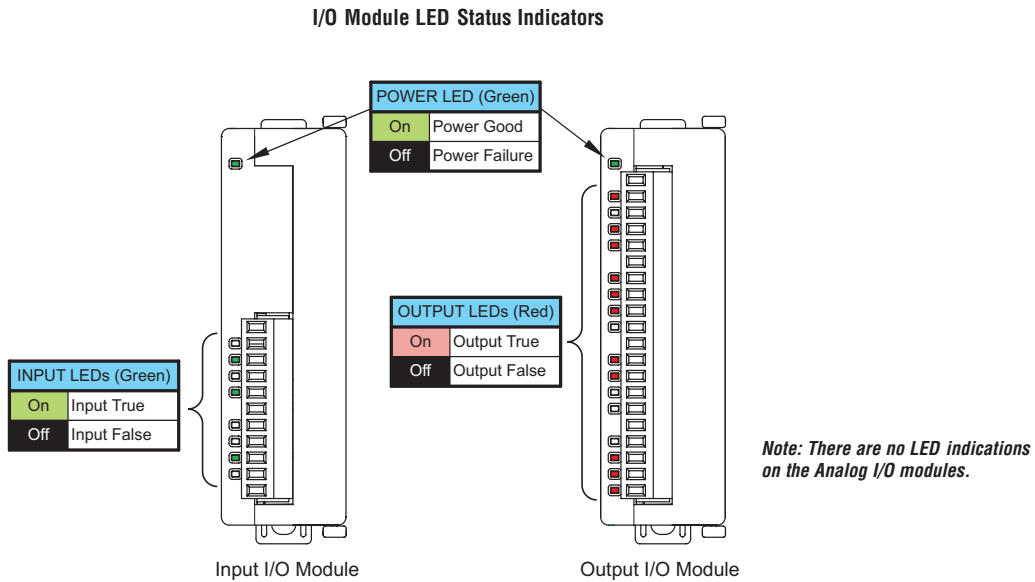
CLICK Specifications

PLC LED Status Indicators



CLICK Specifications

I/O Module LED Status Indicators



I/O Terminal Block Specifications for PLCs and I/O Modules

11-pin Terminal Block Specifications	
Connector Type	Pluggable Terminal Block
Number of Pins	11 pt
Pitch	3.50 mm
Wire Range	28-16 AWG
Wire Strip Length	7 mm
Screw Size	M2.0
Screw Torque	Analog, analog combo I/O modules only: 1.7 lb-in; All other modules: 2.0 to 2.2 lb-in
ADC Part Number	CO-8TB

11-Pin Terminal Block, CO-8TB

20-pin Terminal Block Specifications	
Connector Type	Pluggable Terminal Block
Number of Pins	20 pt
Pitch	3.50 mm
Wire Range	28-16 AWG
Wire Strip Length	7 mm
Screw Size	M2.0
Screw Torque	Analog, analog combo I/O modules only: 1.7 lb-in; All other modules: 2.0 to 2.2 lb-in
ADC Part Number	CO-16TB

20-Pin Terminal Block, CO-16TB

Choosing a PLC Unit

Five types of CLICK PLC units are available:

- Basic PLCs with discrete-only inputs and outputs.
- Standard PLCs with discrete-only inputs and outputs, plus an extra communications port and battery backup.
- Analog PLCs with both discrete and analog inputs and outputs, plus an extra communications port and battery backup.
- Ethernet Basic PLCs with discrete-only inputs and outputs.
- Ethernet Standard PLCs with discrete-only inputs and outputs, plus an extra communications port and battery backup.

All CLICK PLC units offer the same performance, use the same instruction set, and support all optional I/O modules.

Basic and Standard PLC Units

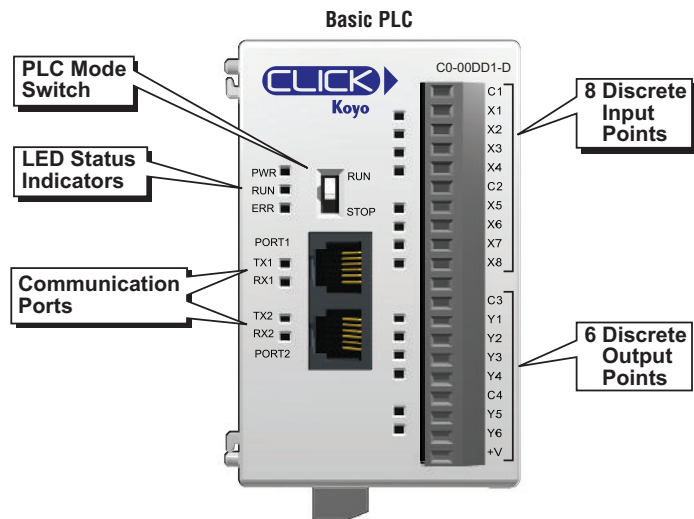
The Basic and Standard CLICK PLC units are available with different combinations of built-in I/O types (i.e. DC input/DC output, DC input/relay output, and AC input/relay output). With the 14 built-in I/O points (8 inputs/6 outputs), the PLC can be used as a ready-to-go PLC control system without any additional I/O modules. The PLC unit only requires a 24 VDC power supply.

Each PLC I/O can be easily expanded in the future with optional I/O modules as the need arises.


The tables on the right list the part numbers and the various I/O type combinations.

Standard PLC Units

Standard PLC modules also have an RS-485 port for Modbus and ASCII communications, and the battery backup feature which will retain the data in SRAM for 5 years (battery sold separately; part no. D2-BAT-1).



Basic PLCs			
Part Number	Discrete Input Type	Discrete Output Type	External Power
<i>CO-00DD1-D</i>	8 DC (sink/source)	6 DC (sink)	24V DC (required for all PLCs)
<i>CO-00DD2-D</i>		6 DC (source)	
<i>CO-00DR-D</i>		6 Relay	
<i>CO-00AR-D</i>	8 AC		



Standard PLCs			
Part Number	Discrete Input Type	Discrete Output Type	External Power
<i>CO-01DD1-D</i>	8 DC (sink/source)	6 DC (sink)	24V DC (required for all PLCs)
<i>CO-01DD2-D</i>		6 DC (source)	
<i>CO-01DR-D</i>		6 Relay	
<i>CO-01AR-D</i>	8 AC		


Choosing a PLC Unit

Analog PLC Units

The Analog CLICK PLC units are available with different combinations of DC in, DC sinking, sourcing or relay out, and analog in and out.

They also have an RS-485 port for Modbus and ASCII communications, and the battery backup feature which will retain the data in SRAM for 5 years (battery sold separately; part no. D2-BAT-1).

The table lists the part numbers showing the various I/O type combinations.



Ethernet Basic and Standard PLC Units

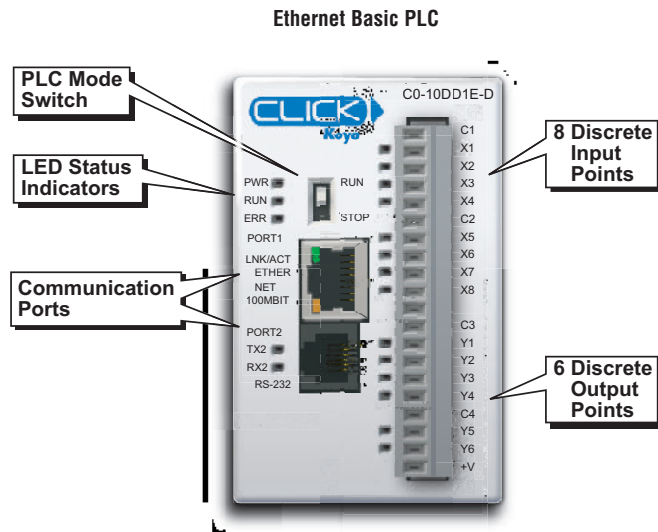
CLICK Ethernet Basic and Standard PLC units have one built-in Ethernet communications port and one standard RS-232 serial communications port. Additionally, Ethernet Standard PLC Units have an RS-485 port for Modbus and ASCII communication.

The Ethernet Basic and Standard CLICK PLC units are available with different combinations of built-in I/O types (i.e. DC input/DC output, DC input/relay output, and AC input/relay output). With the 14 built-in I/O points (8 inputs/6 outputs), the PLC Units can be used as a ready-to-go PLC control system without any additional I/O modules. The PLC Unit only requires a 24 VDC power supply.

The table on the right lists the PLC Unit part numbers and the various I/O type combinations.

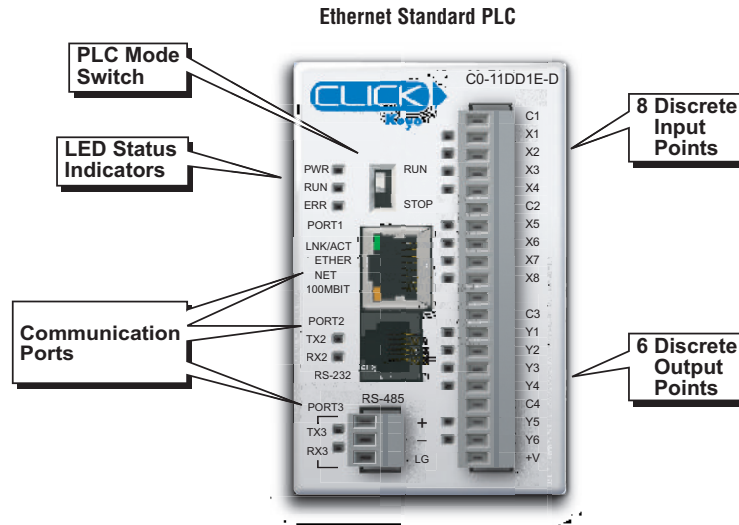
All Ethernet PLC Units have a battery backup feature which will retain the data in SRAM for 5 years (battery sold separately; part no. D2-BAT-1).

Analog PLCs					
Part Number	Discrete Input Types	Discrete Output Types	Analog Input Types	Analog Output Types	External Power
<i>CO-02DD1-D</i>	4 DC (sink/source)	4 DC (sink)	2 channel; voltage (0-5 VDC) / current (4-20 mA); selectable separately per channel; 12 bit	2 channel; voltage (0-5 VDC) / current (4-20 mA); selectable separately per channel; 12 bit	24 VDC (required for all PLCs)
<i>CO-02DD2-D</i>		4 DC (source)			
<i>CO-02DR-D</i>		4 relay			



Ethernet Basic PLCs			
Part Number	Discrete Input Type	Discrete Output Type	External Power
<i>CO-10DD1E-D</i>	8 DC (sink/source)	6 DC (sink)	24VDC (required for all PLCs)
<i>CO-10DD2E-D</i>		6 DC (source)	
<i>CO-10DR-E-D</i>		6 Relay	
<i>CO-10ARE-D</i>	8 AC		

Choosing a PLC Unit




Ethernet Standard PLCs			
Part Number	Discrete Input Type	Discrete Output Type	External Power
<i>CO-11DD1E-D</i>	8 DC (sink/source)	6 DC (sink)	24V DC (required for all PLCs)
<i>CO-11DD2E-D</i>		6 DC (source)	
<i>CO-11DRE-D</i>		6 Relay	
<i>CO-11ARE-D</i>	8 AC		

Choosing Expansion I/O Modules

I/O Modules

A variety of discrete, combo, and analog I/O modules are available for the CLICK PLC system. Up to eight I/O modules can be connected to a CLICK PLC unit to expand the system I/O count and meet the needs of a specific application. Complete I/O module specifications and wiring diagrams can be found later in this section.

Discrete Input Modules




Discrete Input Modules			
Part Number	I/O Type/ Number/Commons	Sink or Source	Voltage Ratings
<i>CO-08ND3</i>	DC/8/2	Sink or Source	12-24 VDC
<i>CO-08ND3-1</i>	DC/8/2	Sink or Source	3.3-5 VDC
<i>CO-16ND3</i>	DC/16/4	Sink or Source	24 VDC
<i>CO-08NE3</i>	AC/DC / 8/2	Sink or Source	24 VAC/VDC
<i>CO-16NE3</i>	AC/DC / 16/4	Sink or Source	24 VAC/VDC
<i>CO-08NA</i>	AC/8/2	N/A	100-120 VAC

Choosing Expansion I/O Modules


Discrete I/O Modules (continued)

Discrete Output Modules



Discrete Output Modules			
Part Number	I/O Type/ Number/ Commons	Sink or Source	Voltage/Current Ratings
<i>CO-08TD1</i>	DC/8/2	Sink	3.3-27 VDC, 0.3 A
<i>CO-08TD2</i>	DC/8/1	Source	12-24 VDC, 0.3 A
<i>CO-16TD1</i>	DC/16/2	Sink	5-27 VDC, 0.1 A
<i>CO-16TD2</i>	DC/16/2	Source	12-24 VDC, 0.1 A
<i>CO-08TA</i>	AC/8/2	N/A	17-240 VAC, 0.3 A
<i>CO-04TRS</i>	Relay/4/4	N/A	6-27 VDC, 7 A 6-240 VAC, 7 A
<i>CO-08TR</i>	Relay/8/2	N/A	6-27 VDC, 1 A 6-240 VAC, 1 A

Discrete Combo I/O Modules




Discrete Combo I/O Modules				
Part Number	Input Type	Input Voltage	Output Type	Output Voltage / Current Ratings
<i>CO-16CDD1</i>	8 DC (source/sink)	24 VDC	8 DC (sink)	5-27 VDC / 0.1 A
<i>CO-16CDD2</i>	8 DC (source/sink)	24 VDC	8 DC (source)	12-24 VDC / 0.1 A
<i>CO-08CDR</i>	4 DC (source/sink)	12-24 VDC	4 (relay)	6.25-24 VDC, 1 A 6-240 VAC, 1 A

Choosing Expansion I/O Modules


Analog I/O Modules

Analog Input Modules



Analog Input Modules		
Part Number	Analog Input Types	External Power Required
CO-04AD-1	4 channel, current (0-20 mA), 13 bit	24 VDC
CO-04AD-2	4 channel, voltage (0-10 V), 13 bit	24 VDC
CO-04RTD	4 channel RTD input (0.1 degree °C/°F resolution), or resistive input (0 to 3125 ohms)	None
CO-04THM	4 channel thermocouple input (0.1 degree °C/°F resolution), or voltage input (-156.25 mV to 1.25 V), 16 bit	None

Analog Output Modules




Analog Output Modules		
Part Number	Analog Output Types	External Power Required
CO-04DA-1	4 channel, current sourcing (4-20 mA), 12 bit	24 VDC
CO-04DA-2	4 channel, voltage (0-10 V), 12 bit	24 VDC

Choosing Expansion I/O Modules

Analog I/O Modules (continued)

Analog Combo I/O Modules



Analog Combo I/O Modules			
Part Number	Analog Input Type	Analog Output Type	External Power Required
CO-4AD2DA-1	4 channel, current (0-20 mA), 13 bit	2 channel, current sourcing (4-20 mA), 12 bit	24 VDC
CO-4AD2DA-2	4 channel, voltage (0-10 V), 13 bit	4 channel, voltage (0-10 V), 12 bit	24 VDC

General Specifications For All CLICK PLC Products

These general specifications apply to all CLICK PLCs, optional I/O modules, and optional power supply products. Please refer to the appropriate I/O temperature derating charts under both the PLC and I/O module specifications to determine best operating conditions based on the ambient temperature of your particular application.

General Specifications	
Power Input Voltage Range	20-28 VDC
Maximum Power Consumption	5 W (No 5 V use from communication port)
Maximum Inrush Current	30 A (less than 1ms)
Acceptable External Power Drop	Max 10 ms
Operating Temperature	Analog, analog combo I/O modules only: 32°F to 140°F (0°C to 60°C); All other modules: 32°F to 131°F (0°C to 55°C), IEC 60068-2-14 (Test Nb, Thermal Shock)
Storage Temperature	-4°F to 158°F (-20°C to 70°C) IEC 60068-2-1 (Test Ab, Cold) IEC 60068-2-2 (Test Bb, Dry Heat) IEC 60068-2-14 (Test Na, Thermal Shock)
Ambient Humidity	30% to 95% relative humidity (non-condensing)
Environmental Air	No corrosive gases. Environmental pollution level is 2 (UL840)
Vibration	MIL STD 810C, Method 514.2, EC60068-2-6 JIS C60068-2-6 (Sine wave vibration test)
Shock	MIL STD 810C, Method 516.2, IEC60068-2-27, JIS C60068-2-27
Noise Immunity	Comply with NEMA ICS3-304, Impulse noise 1µs, 1000V EN61000-4-2 (ESD), EN61000-4-3 (RFI), EN61000-4-4 (FTB) EN61000-4-5 (Surge), EN61000-4-6 (Conducted) EN61000-4-8 (Power frequency magnetic field immunity) RFI: No interference measured at 150 and 450 MHz (5w/15cm)
Emissions	EN55011:1998 Class A
Agency Approvals	UL508 (File No. E157382, E316037); CE (EN61131-2)
Other	RoHS

TOPCO Control & Automation Ltd.
14 Bazelet St. Industrial Zone Mitzpe Sapir
P.O.B 12373 Zur Yigal 4486200 Israel

T: (972)-9-7494000 | F: (972)-9-7494774
topcoinfo@topco.co.il | www.topco.co.il
TopcoControlandAutomation

טופקו בקרה ואוטומציה בע"מ
רחוב בזלת 14 א. התעשייה מצפה ספיר
ת.ד. 12373 צור יגאל מיקוד 4486200